


The first Miticide in Australia to be registered to control False Spider Mite in Turf

For the Control of Couch Mite & False Spider Mite in Turf



Voyager Miticide

Active Constituent: 500 g/L clofentezine

TURF
culture

3 Products—1 Company
We take Mite Control Seriously



**Thumper
Insecticide**



**Waldo
Miticide**



**Voyager
Miticide**

GROUP 6 INSECTICIDE

GROUP 12A INSECTICIDE

GROUP 10A INSECTICIDE



For the Control of Couch Mite and False Spider Mite in Turf

Voyager Miticide

Technical Brief

Active Ingredient: 500 g/L clofentezine

Mode of Action Group: 10A - Mite growth inhibitors (Growth regulation)

Formulation: Suspension Concentrate (SC)

Mode of Action: Mite growth inhibitor affecting CHS1. Clofentezine is a specific ovicidal tetrazine acaricide with contact action and long residual activity. Effects mites and the egg stage and early larval development. It acts primarily by interfering with cell growth and differentiation during the final stages of embryonic (ovicide), and early larval development.

Behaviour in Plants: Contact activity.

Benefits

- Works on the egg and early larval stages of the mite
- Long residual activity – up to 45 days
- Controls both Couch Mite and False Spider Mite in Turf
- A novel mode of action
- The first Miticide in Australia to be registered to control **False Spider Mite** (*Dolichotetranychus australianus*) in Turf
- Extended control of mites (eggs) from a single early season application
- Ideal rotation partner with Thumper Insecticide & Waldo Miticide.

Mite Management

Situation	Pest	Rate	Critical Comments
Turf including but not limited to golf greens, tees and fairways, bowling greens, sports fields and racetracks	Couchgrass Mite (<i>Aceria cynodoniensis</i> , formerly <i>Eriophyses cynodoniensis</i>)	500 mL per ha or 5 mL per 100 m ²	Apply Voyager Miticide in an early curative situation (after first symptoms are apparent). Best results are achieved if applied as populations begin to build rather than at the peak of population growth. or Apply in a tank mix with the registered rate of a knockdown miticide (i.e., Thumper® or Waldo®) when there are significant number of mites present, but before the infestation reaches an economically damaging level. Apply a maximum of 2 sprays, 10 to 14 days apart. DO NOT apply 2 consecutive sprays of Voyager Miticide unless mixed with a knockdown miticide (i.e., Thumper® or Waldo®).
	False Spider Mite (<i>Dolichotetranychus australianus</i>)		

Note: The above table represents only a modified extract from the full registered label. Always read the full product label before use.

Application

Apply by ground boom sprayer, low pressure hand wand or hand-gun sprayer. To be effective Voyager Miticide requires thorough spray coverage. Ensure that equipment is properly calibrated to give an even distribution at the correct volume. Application volume should be adequate to ensure thorough and even coverage of turf leaves with penetration into the crowns. Total application volume should be 300 to 500 L/ha. Use coarse droplets (e.g. Air Induction flat fan 025 to 04 nozzles). In higher cut turf (>15 mm) a significant spray shielding effect can occur, impacting negatively on spray penetration and even coverage at low application volumes.

How to get the most out of your application

- Thorough coverage of leaf and foliage is critical—contact activity.
- DO NOT apply if rainfall imminent. The effect of this product could be diminished if rain falls within 6 hours of application.
- Delay irrigation until spray has dried as reduced efficiency may result.
- Maintain continuous agitation.
- Voyager Miticide has a unique ability to control the eggs of Couch Mite and False Spider Mite in Turf . Using Voyager Miticide in conjunction with a miticide such as Thumper Insecticide or Waldo Miticide is recommended to control all stages of the mite's life cycle. Rotating applications using these products will control the current population and future eggs development, preventing further damaging numbers building.
- Use Thumper to your advantage, the wrecking ball of adulticides, knock down egg laying Adults with an application.
- Follow up your Thumper application with Voyager, controls eggs previously laid by adults, prevent eggs from turning in damaging numbers of feeding adults.
- Finish your 3 point attack with Waldo, the adulticide with egg action, maintaining low numbers of adults and eggs.
- This is a war, hit them from all angles, all stages of the life cycle can be targeted with Thumper, Voyager and Waldo.




Thumper Insecticide

GROUP
6
INSECTICIDE



Voyager Miticide

GROUP
10A
INSECTICIDE



Waldo Miticide

GROUP
12A
INSECTICIDE

3 Products
1 Company

We take Mite Control Seriously

TURF
culture



Application Timings - Peak Pressure

	Thumper Insecticide	Voyager Miticide	Waldo Miticide
Week 1	█		
Week 2	█		
Week 3	█		
Week 4		█	
Week 5		█	
Week 6		█	
Week 7		█	
Week 8			█
Week 9			█
Week 10			█

█ Approximate **Thumper** residual expected during **peak** pest pressure

█ Approximate **Voyager** residual expected during **peak** pest pressure

█ Approximate **Waldo** residual expected during **peak** pest pressure

□ Approximate timing for applications

Packaging

Pack sizes: 1L

**FORMULATION
GUARANTEE**



Voyager Miticide

Don't gamble with mite resistance

ROTATE


ROTATE

ROTATE

1 : 1 : 1


The best way to start your resistance management is spraying 1 for 1 for 1, if more mite treatments are required after an application of Thumper, then Voyager should be your next treatment, then Waldo, then Thumper etc.

Rotation is key



Thumper
Insecticide

GROUP
6
INSECTICIDE



Voyager
Miticide

GROUP
10A
INSECTICIDE



Waldo
Miticide

GROUP
12A
INSECTICIDE

The key to any insect control program is the rotation of chemistry between Mode of Action groups.

For many years Thumper has set the industry benchmark for mite control.

Knowing the reliance turf managers have on Thumper, Turf Culture has launched another two miticides with a different Mode of Action to ensure turf managers have rotation options.

Newly launched Voyager Miticide (Mode of Action Group 10A Insecticide) makes the ideal partner for a 3-way rotation with Thumper (Group 6 Insecticide) & Waldo (Group 12A Insecticide).

Mite Management Strategy

- Use miticides with different modes of action in rotation
- Spray coverage and water volumes are essential for good mite control.
- Avoid overuse of a single miticide.

Principles of Resistance Management

Insecticide or acaricide resistance management strategies seek to minimise the selection for resistance to any one type of insecticide or acaricide. This requires an understanding of insecticides as they are grouped according to similarity of Mode of Action (MoA) in controlling insects and mites.

In practice, sequences or rotations of compounds from different MoA groups provide an effective approach to resistance management.

" Innovative & Professional Turf Products "

www.turfculture.com.au

Voyager Miticide

Phone: 1300 11 8873 (Ph: 1300 11 TURF)